

# AURORA



**FIRES & FIREPLACES**

2026/27

# The UK's premier fires & fireplaces specialists

Established in 1985, Aurora Fires & Fireplaces began its journey with the sole focus of manufacturing quality marble fireplaces for the UK independent trade. We have developed from a small family run company into one of the most trusted and recognisable names within the fireplace industry.

Aurora's showroom collection now offers a vast range of products including traditional marble fireplaces, stunning media walls and fires that are guaranteed to ignite the centre of your home.

Our quality fires and fireplaces create an impressive focal point that needs to be experienced first-hand. This is why our fires and fireplaces are only found in local showrooms.

We invite you to explore the extensive and exclusive fireplace range from Aurora.



# Discover our exclusive Aurora Trade Portal

At Aurora we recognise the importance of local knowledge, our success as a business is built on the relationships, hard work and dedication of independent retailers across the UK. If you would like to stock our quality fires & fireplaces, please get in touch.

Discover over 1,000 products today on our trade exclusive Aurora Portal.

## Get in touch today

E: [trade@firedupcorporation.com](mailto:trade@firedupcorporation.com)

T: +44(0)330 0882 061





# Contents

## MEDIA WALLS

- 05 Inferno Collection
- 06 Inferno 500P Collection
- 07 Inferno SQ Collection
- 08 Venture
- 09 Aries Collection
- 10 Armada Collection
- 11-12 Telesto Stove Media Wall

## ELECTRIC FIREPLACE SUITES

- 13 Belgrade 48"
- 14 Louisiana 50"
- 15 Novara 54"
- 16 Belgrade 54"
- 17 Alaska 50" & 69"

## MARBLE & WOOD STOVE SUITES

- 18 Grevena
- 19 Monterrey
- 20 Santorini
- 21 Girona
- 22 Palma
- 23 Charleston
- 24 Summit

## MARBLE FIREPLACE SUITES

- 25 Hamilton
- 26 Elba
- 27 Montreal
- 28 Valencia
- 29 Columbus
- 30 Oregon
- 31 Madrid
- 32 Barcelona

## STOVE TILES, HEARTHES & PIPES

- 33-34 Tile, Hearth Sets & Pipe Range
- 35 Chamber Kit

## FIRES & STOVES


- 36 Pyra LCD
- 37 Borealis
- 37 Cosmos
- 37 Neo
- 38 Phoenix
- 38 Aston
- 39 Harlow Stove
- 39 Infinity Stove
- 39 Delta Stove
- 39 Delta Stove + Log Store
- 40 Gemini Stove
- 40 Leon Stove
- 40 Astra Stove
- 40 Astra Stove + Log Store
- 40 Ashford Stove

## SPECIFICATIONS



- 41-42 Dimensions

# Materials

## Marble & Stone Finishes




## Wood Finishes



# Icon Key

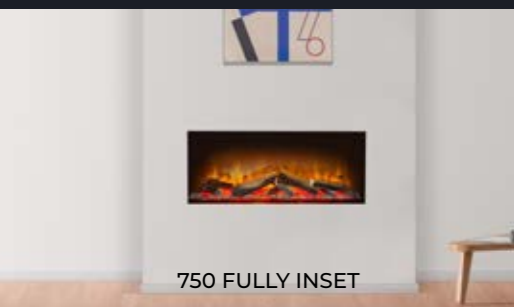
<b>39"</b> 39" SURROUND	<b>69"</b> 69" SURROUND	<b>700</b> 700 FIRE	ELECTRIC FIRE	REMOTE CONTROL	3D LED FLAME
<b>42"</b> 42" SURROUND	<b>91"</b> 91" SURROUND	<b>750</b> 750 FIRE	BIO ETHANOL FIRE	THERMOSTAT	LED DOWNLIGHTS
<b>44"</b> 44" SURROUND	<b>100"</b> 100" SURROUND	<b>1000</b> 1000 FIRE	SUITABLE FOR BIO ETHANOL	<b>1&amp;3" REBATE</b> 1" & 3" REBATE	LED STRIP LIGHTS
<b>48"</b> 48" SURROUND	<b>118"</b> 118" SURROUND	<b>1250</b> 1250 FIRE	SUITABLE FOR ELECTRIC	<b>3" REBATE</b> 3" REBATE	
<b>50"</b> 50" SURROUND	<b>157"</b> 157" SURROUND	<b>1500</b> 1500 FIRE	SUITABLE FOR GAS	<b>1-2 kW HEAT</b> 1kW - 2kW HEAT OUTPUT	
<b>54"</b> 54" SURROUND	<b>500</b> 500 FIRE	<b>2000</b> 2000 FIRE	OPEN DOOR DETECTION	<b>7</b> SEVEN COLOUR	



2000 CORNER VIEW



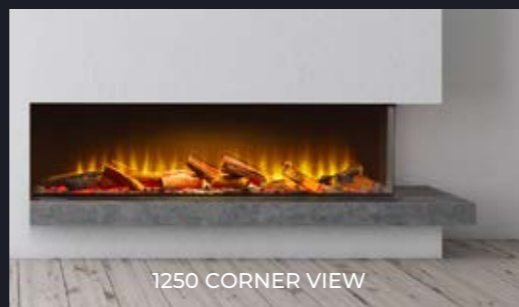
FULLY INSET



750 FULLY INSET



1000 PANORAMIC



1250 CORNER VIEW



PANORAMIC



CORNER VIEW

## Inferno Panoramic | Fully Inset | Corner View

- Suitable for media wall installations
- Logs, slate & crystal fuel bed
- Open window & door detection
- Available with Split Log Set
- 1kW & 2kW heat output settings
- 18 options available

500 750 1000 1250 1500 2000

3D LED 1-2 kW HEAT

## Inferno 500P Panoramic | Fully Inset | Corner View

- Suitable for media wall installations
- Logs, slate & crystal fuel bed
- Open window & door detection
- Available with Split Log Set
- 1kW & 2kW heat output settings
- 3 options available

500

1-2 kW HEAT 3D LED

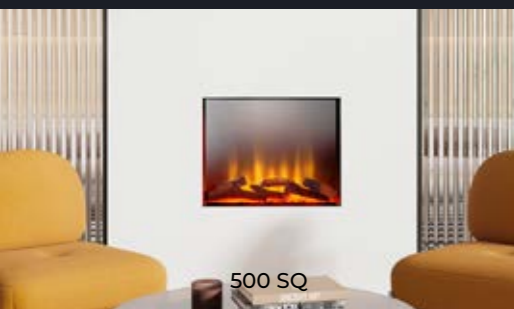


700 SQ





CONCRETE


NEW PRODUCT



500 SQ



SLATE



BLACK CARRARA

### Inferno SQ



- Fully inset fire
- Available with Split Log Set
- Suitable for media wall installations
- 7 day programmable timer
- Logs, slate & crystal fuel bed
- 2 sizes available

- 500
- 700
- 1-2 kW HEAT
- 3D LED
- Remote control

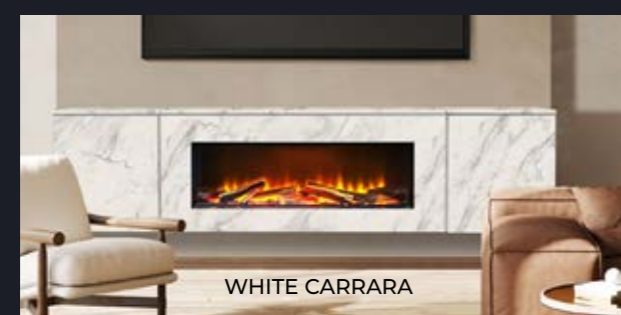
### Venture

- Fully inset 1500 fire with fascia panels
- Available with or without TV Board
- Suitable for media wall installations
- 7 day programmable timer
- Logs, slate & crystal fuel bed
- 3 colour options available

- 1500
- 1-2 kW HEAT
- 3D LED
- 7 colour options
- Remote control



CONCRETE



WHITE CARRARA



SLATE


### Aries

- Floating media wall with 1000 fire
- Two storage cupboards
- Available with or without TV Board
- Accommodates wall mounted TVs up to 65"
- 3 colour options available

- 91"
- 1000
- 1-2 kW HEAT
- 3D LED
- Remote control icon
- Timer icon



52"



44"



### Armada

- Wall mounted suite
- White with grey side panels
- Logs, slate & crystal fuel bed
- 7-day programmable timer
- Remote control
- 2 sizes available


- 44"
- 52"
- 1-2 kW HEAT
- 3D LED
- Remote control icon
- Timer icon




CONCRETE WITH ASTRA MEDIA STOVE + LOG STORE




UNFINISHED MDF



BLACK CARRARA



WHITE CARRARA



SLATE

# Telesto

- Stove media wall
- Recess for TVs up to 58"
- Logs, slate & crystal fuel bed

- Supplied in pre-built parts
- Unfinished MDF top box
- Flat wall installation

- Option 1 - Pre-finished back & hearth in 4 colours
- Option 2 - Unfinished MDF top box - Unfinished hearth with bevel & grooves

- 69"
- 1-2 kW HEAT
- Lightning bolt icon
- TV icon
- Stove icon
- 7 color wheel icon



SPARKLY GREY SLIPS



CHINA WHITE



CHINA WHITE SLIPS



CHINA WHITE SLIPS SPARKLY GREY SLIPS



BEIGE STONE



CHINA WHITE BEIGE STONE

## Belgrade

- China white marble surround
- Integrated 500 SQ fire
- Flat wall installation
- Logs, slate & crystal fuel bed
- Remote control
- 2 colour options available



## Louisiana

- Marble surround
- Integrated 500 SQ fire
- Flat wall installation
- Logs, slate & crystal fuel bed
- Remote control
- 2 colour options available





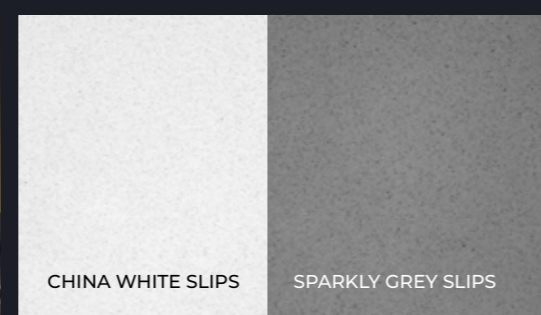
SPARKLY GREY SLIPS



CHINA WHITE SLIPS




CHINA WHITE SLIPS




CHINA WHITE SLIPS

SPARKLY GREY SLIPS



SPARKLY GREY SLIPS



CHINA WHITE SLIPS

SPARKLY GREY SLIPS

# Novara

- China white marble surround
- Integrated 750 fire
- Flat wall installation

- Logs, slate & crystal fuel bed
- Remote control
- 2 colour options available

- 54"
- 750
- 1-2 KW HEAT
- 3D LED
- Remote control icon

# Belgrade

- China white marble surround
- Integrated 700 SQ fire
- Flat wall installation

- Logs, slate & crystal fuel bed
- Remote control
- 2 colour options available


- 54"
- 700
- 1-2 KW HEAT
- 3D LED
- Remote control icon



69" WITH GREY SLATE



50" WITH GREY SLATE



## Alaska

- China white marble surround
- Integrated fire
- Flat wall installation
- Logs, slate & crystal fuel bed
- 2 sizes available
- 2 colour options available

50" 69" 1-2 KW HEAT

750 1250



SHOWN WITH GEMINI STOVE IN WHITE



Grevena + Gemini

Fire Colour

Electric



Grevena + Harlow

Fire Colour

Electric



Grevena + OKO S1

Fire Colour

Bio Fuel

## Grevena

- China white marble surround
- Sparkly grey grooved back panel
- Flat wall installation
- Stove pipe included
- Multiple stove options available

48"



SHOWN WITH HARLOW STOVE



SHOWN WITH LEON STOVE



Monterrey + Gemini  
Fire Colour  
Electric



Monterrey + Leon  
Fire Colour  
Electric



Monterrey + ÖKO S2  
Fire Colour  
Bio Fuel



Santorini + Gemini  
Fire Colour  
Electric



Santorini + Harlow  
Fire Colour  
Electric



Santorini + ÖKO S1  
Fire Colour  
Bio Fuel

## Monterrey

- China white marble surround
- Honed granite hearth
- Grey slate chamber on 54"/grey slate back panel on 48"
- 2 sizes available
- Multiple stove options available



48"

54"



## Santorini

- China white marble surround
- Flat wall installation
- Oyster slate chamber on 54"/oyster slate back panel on 48"
- 2 sizes available
- Multiple stove options available



48"

54"





CHINA WHITE PEROLA

SHOWN WITH GEMINI STOVE IN BLACK



CHINA WHITE PEROLA

SHOWN WITH ÖKO S2 BIO ETHANOL STOVE



Girona + Harlow  
Fire Colour  
Electric



Girona + Leon  
Fire Colour  
Electric



Girona + ÖKO S2  
Fire Colour  
Bio Fuel



Palma + Gemini  
Fire Colour  
Electric



Palma + Harlow  
Fire Colour  
Electric



Palma + Leon  
Fire Colour  
Electric

## Girona

- Marble surround
- Oyster slate chamber
- Flat wall installation
- Stove pipe included
- 2 colour options available
- Multiple stove options available



## Palma

- Marble surround
- Grey slate chamber
- Honed granite hearth
- Flat wall installation
- 2 colour options available
- Multiple stove options available





LAVA STONE WITH HARLOW STOVE



OAK WITH HORIZON STOVE



LAVA STONE



LINEN



MOON STONE



PERLA STONE



## Charleston

- China white marble surround
- Matching MFC chamber and hearth
- Flat wall installation
- Stove pipe included
- 3 chamber and hearth colour options available
- Multiple stove options available



## Summit

- MFC surround
- Lava stone back panel and hearth
- Flat wall installation
- Adjustable surround height
- 2 colour options available
- Multiple stove options available





SHOWN WITH COSMOS FIRE IN OBSIDIAN BLACK CHROME



SHOWN WITH NEO FIRE IN PATINA SILVER

CHINA WHITE SLIPS SPARKLY GREY SLIPS



Hamilton + Aston  
Fire Colour  
Electric



Hamilton + Borealis  
Fire Colour  
Electric Bio Fuel



Hamilton + Phoenix  
Fire Colour  
Electric



Elba + Neo  
Fire Colour  
Electric



Elba + Phoenix  
Fire Colour  
Electric



Elba + Cosmos  
Fire Colour  
Electric Bio Fuel

## Hamilton

- China white marble surround
- Flat wall installation
- Suitable for electric or bio ethanol fires
- Multiple fire options available

39" 3" REBATE

## Elba

- China white marble surround
- 2 slip colour options available
- Suitable for electric or bio ethanol fires
- Multiple fire options available
- Flat wall installation

42" 1&3" REBATE



CHINA WHITE SLIPS SPARKLY GREY SLIPS

SHOWN WITH PHOENIX INSET STOVE



SHOWN WITH ASTON INSET STOVE



Montreal + Neo  
Fire Colour  
Electric



Montreal + Phoenix  
Fire Colour  
Electric Bio Fuel



Montreal + Cosmos  
Fire Colour  
Bio Fuel Electric



Valencia + Phoenix  
Fire Colour  
Electric



Valencia + Borealis  
Fire Colour  
Electric Bio Fuel



Valencia + Cosmos  
Fire Colour  
Electric Bio Fuel

## Montreal

- China white marble surround
- 2 slip colour options available
- Suitable for electric or bio ethanol fires
- Multiple fire options available
- Flat wall installation

48" 1&3" REBATE

## Valencia

- China white marble surround
- Flat wall installation
- Suitable for electric or bio ethanol fires
- Multiple fire options available

48" 1&3" REBATE



SHOWN WITH COSMOS FIRE IN BRUSHED STEEL



SHOWN WITH BOREALIS FIRE IN PATINA SILVER



Columbus + Neo

Fire Colour



Electric



Hamilton + Borealis

Fire Colour



Electric Bio Fuel



Columbus + Cosmos

Fire Colour



Electric Bio Fuel




Oregon + Neo

Fire Colour



Electric



Oregon + Phoenix

Fire Colour



Electric



Oregon + Borealis

Fire Colour



Electric Bio Fuel



## Columbus

- China white marble surround
- Splayed back panel
- Suitable for electric or bio ethanol fires

- Flat wall installation
- Multiple fire options available

48"



1&3" REBATE



## Oregon

- China white marble surround
- Splayed back panel
- Suitable for electric or bio ethanol fires

- Flat wall installation
- Multiple fire options available

48"



1&3" REBATE





SHOWN WITH BOREALIS FIRE IN PATINA SILVER



SHOWN WITH NEO FIRE IN OBSIDIAN BLACK CHROME



Madrid + Neo  
Fire Colour  
Electric



Madrid + Phoenix  
Fire Colour  
Electric



Madrid + Cosmos  
Fire Colour  
Electric Bio Fuel



Barcelona + Borealis  
Fire Colour  
Electric Bio Fuel



Barcelona + Phoenix  
Fire Colour  
Electric



Barcelona + Cosmos  
Fire Colour  
Electric Bio Fuel

## Madrid

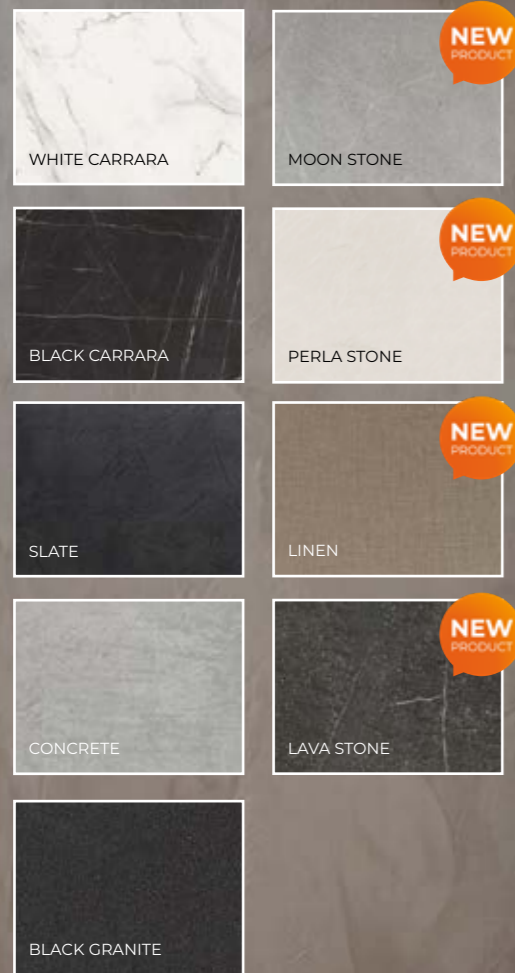
- China white marble surround
- Flat wall installation
- Suitable for electric or bio ethanol fires
- Multiple fire options available



## Barcelona

- China white marble surround
- Flat wall installation
- Sparkly grey slips
- Suitable for electric or bio ethanol fires
- 2 sizes available
- Multiple fire options available






TEARDROP HEARTH IN BLACK CARRARA WITH INFINITY STOVE IN CREAM



Stove Tile

H535mm W710mm D18mm



Hearth

H36mm W780mm D425mm



Truncated Hearth

H18-20mm W800mm D574mm



Teardrop Hearth

H18mm W650mm D755mm

## Stove Tiles & Hearths

- MFC
- Tiles & hearths supplied as singles or sets
- Suitable for electric & bio ethanol stoves
- For colour options speak to your sales representative
- Impact resistant PVC edging



## Plastic Stove Pipes



Angled



Tall angled



Straight

## Metal Stove Pipes



Angled



Straight



Tall angled



Extra tall angled



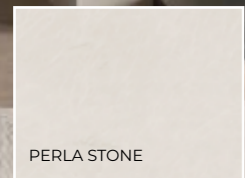





Adjustable / straight

## Stove Pipes

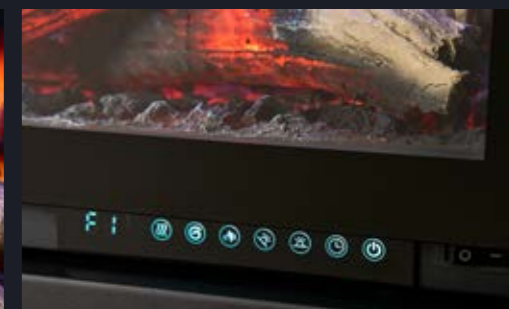

- Plastic stove pipes suitable for electric and ÖKO bio ethanol stoves
- Metal stove pipes suitable for electric and most bio ethanol stoves
- Colour: Jet black
- Colour: Black / Charcoal Grey / Cream





NEW  
PRODUCT

CHAMBER KIT IN LAVA STONE WITH ASHFORD STOVE



## Chamber Kit

- MFC
- Suitable for electric or ÖKO bio ethanol fires
- Available with or without slips
- 6 colour options available
- Inner chamber size:  
W914mm H846mm D382mm
- Hearth size: W1220mm H550mm D36mm



NEW  
PRODUCT

## Pyra LCD

- Ultra realistic LCD flame effect
- Remote control & 7 day programmable timer
- LED illuminated logs
- Multiple flame effects and colours
- Integrated log store
- 0.9 & 1.8 kW heat output



## Borealis

Obsidian Black Chrome



Antique Brass



Patina Silver



Matt Black



Available in electric & bio ethanol

- Borealis - 3" rebate required or 1" rebate with spacer. (Supplied separately)
- Cosmos - 2.2" rebate required with spacer (Included) or 4.65" rebate without spacer.

## Phoenix

Charcoal Grey



## Cosmos

Obsidian Black Chrome



Matt Black



Brushed Steel



### Bio ethanol

- Up to 3kW heat output
- 1.5 litre capacity
- 3 - 5 hours burning time
- Control tool supplied
- Stainless steel burner
- No flue required



VIEW VIDEO



### Electric

- Available with or without remote control
- Thermostat
- 7 day programmable timer
- 1 & 2kW heat output
- Open window & door detection
- LED flame effect



VIEW VIDEO

## Aston

Charcoal Grey



## Neo

Matt Black



Patina Silver



Obsidian Black Chrome



### Electric

- 3D LED flame effect
- 2.5" rebate required
- 1 & 2kW heat output
- Available in three colour options
- Pebbles, coals & crystal fuel bed
- Thermostat & remote control



VIEW VIDEO

### Electric

- Inset stove
- Remote control
- Thermostat
- 7 day programmable timer
- 1 & 2kW heat output
- Open window & door detection
- LED flame effect
- 2.2" rebate with spacer (Included) or 4.65" rebate without spacer.



VIEW VIDEO


# Harlow

Black

Cream

**NEW**  
PRODUCT

- Cast iron door
- 3D LED flame effect
- 0.9 & 1.8 kW heat output
- Remote control & 7 day programmable timer
- Logs, slate & crystal fuel bed
- Multi-colour flames & fuel bed options



VIEW VIDEO



# Infinity

Black

Cream

**NEW**  
PRODUCT



- 3D LED flame effect
- 0.9 & 1.8 kW heat output
- 7 day programmable timer
- Logs, slate & crystal fuel bed
- Remote control
- Thermostat



VIEW PRODUCT

# Delta

Black with log store

Black without log store



- 3D LED flame effect
- 0.9 & 1.8 kW heat output
- 7 day programmable timer
- Logs, slate & crystal fuel bed
- Remote control
- Also available without log store



VIEW VIDEO

# Gemini

Black

White



# Astra

Black



Black with log store



- Extra wide stove design
- LED flame effect
- 1 & 2 kW heat output
- Dimmable flame effect
- Multi-colour flames & fuel bed options
- 7 day programmable timer
- Logs, slate & crystal fuel bed
- Remote control
- Also available without log store



VIEW VIDEO

# Leon

Charcoal Grey



- LED flame effect
- 0.9 & 1.8 kW heat output
- Thermostat



VIEW VIDEO

# Ashford

Black

**NEW**  
PRODUCT



- Cast iron door and top
- 3D LED flame effect
- 0.9 & 1.8 kW heat output
- Remote control & 7 day programmable timer
- Logs, slate & crystal fuel bed
- Multi-colour flames & fuel bed options

# Dimensions

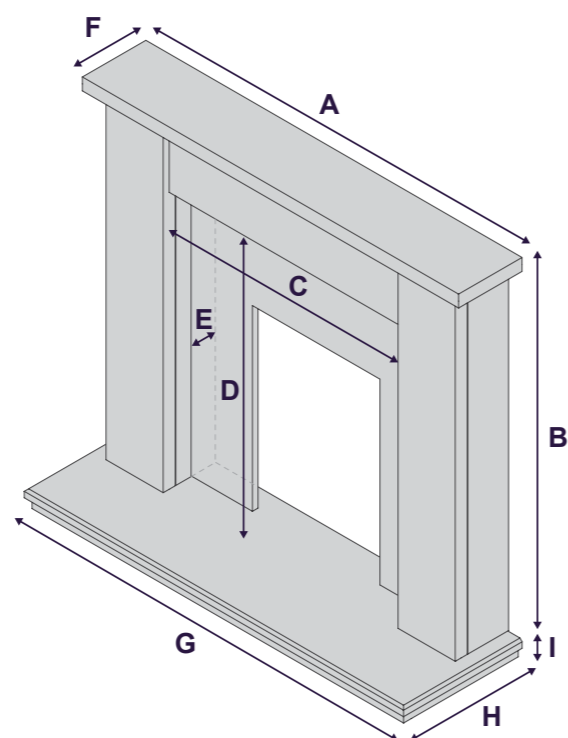
Due to the unique technical requirements of fire products it is not possible to ensure compatibility with all fires. Please consult a suitably qualified tradesman who will be able to advise which products are suitable for your setup.

**General information - Gas fires:** If intending to install a gas fire to complement your surround, we strongly advise that this is carried out by a suitably qualified GAS SAFE registered installer.

Our Micro Marble fireplaces are suitable for use with most gas fires. However, due to a wide variation in heat outputs and designs, we recommend that you consult with your gas fire manufacturer to confirm compatibility with Micro Marble.

### IMPORTANT

Heat discolouration in marble may occur with gas fires of 3kW output and above – dependent on make and model of gas fire.



### FIREPLACE SUITES

MODEL	A	B	C	D	E	F	G	H	I
ALASKA 50"	1130	455	1040	305	-	255	1260	400	250
ALASKA 69"	1630	455	1540	305	-	255	1760	400	250
BELGRADE 48"	1215	895	737	655	-	245	1219	381	57
BELGRADE 54"	1372	1042	840	782	-	250	1372	381	57
BARCELONA 48"	1215	1035	715	790	25/75	207	1219	381	57
BARCELONA 54"	1355	1115	785	838	25/75	207	1372	381	57
CHARLESTON 50"	1270	900	790	670	-	280	1270	450	36
COLUMBUS 48"	1215	1035	815	790	25/75	203	1219	381	57
ELBA 42"	1041	905	661	705	25/75	207	1068	381	57
GIRONA 54"	1372	1110	825	860	-	237	1372	381	57
GREVENA 48"	1215	1050	724	800	-	245	1219	381	57
HAMILTON 39"	1000	885	580	660	75	190	1000	300	57
LOUISIANA 50"	1270	900	790	670	-	280	1270	381	57
MADRID 48"	1216	1005	792	745	25/75	193/244	1219	381	57
MONTERREY 48"	1215	1050	724	800	-	245	1219	381	40
MONTERREY 54"	1372	1110	825	860	-	267	1372	381	40
MONTREAL 48"	1215	995	735	760	25/75	245	1219	381	57
NOVARA 54"	1372	756	892	521	-	317	1372	381	57
OREGON 48"	1215	1035	815	828	25/75	203	1219	381	57
PALMA 54"	1372	1110	825	860	-	237	1372	381	40
SANTORINI 48"	1215	1050	724	800	-	245	1219	381	57
SANTORINI 54"	1372	1110	825	860	-	267	1372	381	57
SUMMIT 48"	1169	1621 / 1757	728	1404 / 1540	-	201	1200	500	36
VALENCIA 48"	1215	1035	715	790	25/75	207	1219	381	57

All dimensions are in millimetres (mm)

### FIRES

MODEL	A	B	C	D	E
ASTON	537	608	397	550	94
BOREALIS	560	635	400	557	75/25*
COSMOS	507	595	400	557	108/58
NEO	553	675	410	560	65
PHOENIX	507	595	400	557	108/58

All dimensions are in millimetres (mm) \*Spacer available separately

### STOVES

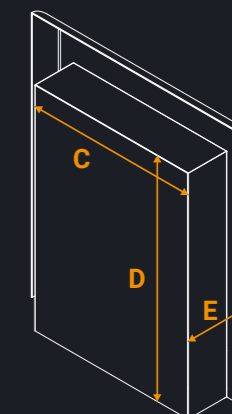
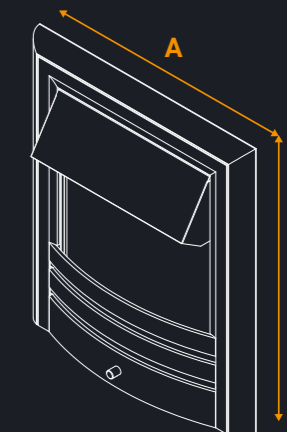
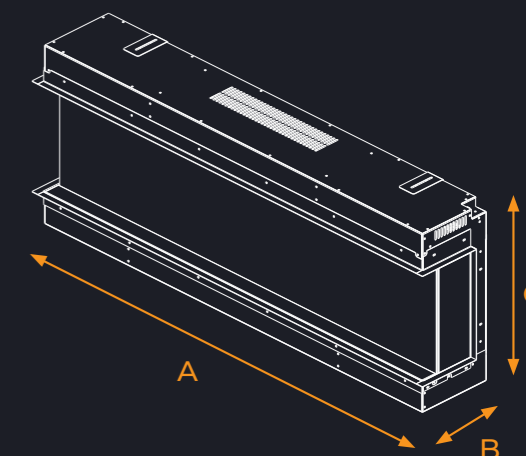
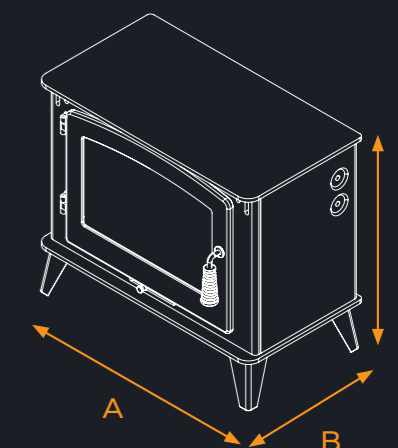
MODEL	A	B	C
ASHFORD	510	320	625
ASTRA	1080	250	425
ASTRA + LOG STORE	1080	250	557
DELTA	400	312	788
DELTA + LOG STORE	400	312	988
GEMINI	630	302	540
HARLOW	457	287	547
INFINITY	420	420	951
LEON	420	291	560
PYRA LCD	567	340	976

All dimensions are in millimetres (mm)

### MEDIA WALLS & FIRES

MODEL	A	B	C
ARIES	2304	305	560
ARMADA 44"	1120	305	447
ARMADA 52"	1320	305	447
INFERNO 500 SQ	613	148	628
INFERNO 500 P	554	236	938
INFERNO 500	555	235	490
INFERNO 700 SQ	798	148	825
INFERNO 750	792	235	490
INFERNO 1000	1054	235	490
INFERNO 1250	1304	235	490
INFERNO 1500	1554	235	490
INFERNO 2000	2054	235	490
TELESTO	1760	480	2200/2211
VENTURE	1900	253	688

All dimensions are in millimetres (mm)





E: [trade@firedupcorporation.com](mailto:trade@firedupcorporation.com) | T: +44(0)330 0882 061 | W: [aurora-fireplaces.co.uk](http://aurora-fireplaces.co.uk)  
Aurora Fires & Fireplaces is part of Fired Up Corporation Ltd, Huddersfield, HD1 3LF, UK

